

Dear First Grade Parents and Guardians,

While schools are closed, we hope that learning will continue at home. The First-Grade teachers have created activities connected to phonics, reading and math while on break.

There are two activity packets included for you to look over. Both packets provide review skills that have been taught thus far in the school year. These packets were originally prepared to support students over the summer and prevent summer slide so they will be valuable now. Please choose which one works for your child. Our hope that if students use this now the students will have the opportunity to continue to learn each day. Students may at times need your support at home to complete the given activity.

We also hope that you will spend time reading with your child and encouraging them to read independently. While they are reading, please ask them questions to check that they are comprehending the text they are reading. Attached you will find questions to ask for both fiction and non-fiction text, as well as questions to ask before, during, and after they have read.

Please also spend time working on Math – money, time, fractions and addition and subtraction up to 20 with a missing part. Please be sure to utilize Dream Box and other BCPS ONE online resources.

Please reach out to your child's teacher and check email and FaceBook Classroom Groups/ for additional support and or information.

Sincerely,

Hillcrest Grade 1

List of Free Internet Sources

<https://www.ageoflearning.com/schools> ABC Mouse

https://educators.brainpop.com/2020/02/19/free-brainpop-access-for-schools-affected-by-the-corona-virus/?utm_source=organic&utm_medium=social&utm_campaign=coronavirus&utm_content=free-access

Brain Pop

<https://www.ck12.org/student/> Each lesson has a reading passage, videos, optional review questions, and self-graded practice questions. The lessons can be assigned to Google Classroom and it puts the grade in that students got on the practice questions (students must get 10 practice questions correct to get 100%).

<https://www.getepic.com/> Books

<https://fluencymatters.com/even-more-free-ci/> Fluency

<https://www.freckle.com/> Freckles

<https://freemathapp.org/> Free Math

<https://www.curriculumassociates.com/products/i-ready> I ready

<https://kahoot.com/schools/distance-learning/> Kahoot

<https://kera.pbslearningmedia.org/>

Videos, games, lesson plans and supplemental materials can be searched by grade level, subject area, keyword and standard. And PBS LearningMedia's Google Classroom integration makes it easy to share resources with your entire class. Content contributors include KET, PBS, PBS Kids, NASA, the National Archives, the Library of Congress and many more.

https://docs.google.com/forms/d/e/1FAIpQLSe8FeuVh5AwwY5S5gkSN7Dw_tWpRneVdq1FhGyYvCO1N83cug/viewform?vero_id=kdo1880662&vero_conv=DkrC-H3AHXmsRWwMpvELoS067gYxZI3gCO2Am6Tx-g30eb3QJC5zS57pJ5UxI_RMPRKPSHL2NkZRP0avfhAK4LV0J5ZwSgb0jQ%3D%3D Kids Discover

<https://www.sightreadingfactory.com/> Sight Word

<https://www.zearn.org/> Math

<https://pbskids.org/> PBS

<https://www.abcya.com/> ABC YA



Questions for Reading Fiction

Setting

Where does this story take place?
Tell me what this place was like.
When did this story take place?
Have you ever been to a place like this?
If not, would you like to visit a place like this? Why or why not?

Problem/Solution

Who has a problem in this story?
Describe the problem this character had.
Was the problem solved? How?
Did this same problem ever happen to you?
What happened?
How did you solve it?

Author

What do you know about the author?
What's the author trying to tell you in the book?
What did the author have to know about to write this book?
What sort of things does the author like or dislike?

Plot/Main Idea

What was the plot or main idea?
How did the story begin?
What happened in the middle of the story?
How did this story end?
Can you think of another way this story might have ended?

Style













What special words does the author use to help you hear/see in the story?
Tell me about any pictures the author has painted into your mind? What words help you to see these pictures?
What do you like about the way the author has written the story?

Characters

Who are the main characters in your story?
Tell me whether or not you like them and why.
Choose one character and tell why she/he is important in the story.
Do any of the characters change? In what way?
Do you agree with everything the main characters do? Why or why not?



Questions for Reading Non-fiction

-  What fact(s) did you enjoy learning about the most?
-  Of the information you learned, which would you like to share with someone else?
-  Would you like to read more books about this topic? Why?
-  What else would you like to learn about this topic?
-  What pictures or illustrations did you find interesting? Why?
-  Is this book like any other book that you have read? If so, how are they alike? How are they different?
-  Which one did you like better? Why?
-  What kind of research do you think the author had to do to write this book?
-  What questions would you ask the author if you ever had the opportunity to meet him/her?
-  How can you learn more about this topic?
-  Would the book be different if it had been written 10 years ago?
-  Did you discover anything that may help you outside of school?

Questions to Ask Your Student Before, During and After Reading

Before Reading:

Question	Strategy Addressed
<p><i>At beginning of new book:</i></p> <ul style="list-style-type: none"> • What do you think this book will be about? Why do you think that? • What characters do you think might be in this story? 	Predicting
<ul style="list-style-type: none"> • What do you know about the topic of this book? (Have you ever been camping/ seen a ghost/been to a farm, etc) • Does the topic of this book remind you of anything you know or have done? 	Connecting
<ul style="list-style-type: none"> • What questions would you like to ask the author before you read this book? • What are you wondering about as you look at the cover and back of your book? 	Questioning
<p><i>If continuing a book student has been reading:</i></p> <ul style="list-style-type: none"> • What has happened so far in this story? 	Summarizing
<ul style="list-style-type: none"> • What do you think will happen next? Why? 	Predicting
<ul style="list-style-type: none"> • What questions would you like to ask the author about this book? • Do you have any questions about what has happened so far? 	Questioning

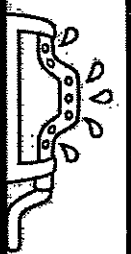
During Reading:

Question	Strategy Addressed
<ul style="list-style-type: none"> • What do you think will happen next? Why? • How do you think the character will handle this situation? 	Predicting
<ul style="list-style-type: none"> • Why do you think the character did _____? How do you know? • What must have happened here that the author didn't tell us? • What emotions is the character feeling? How do you know? 	Inferring
<ul style="list-style-type: none"> • What would you have done if you were the character? • Has anything like this ever happened to you? Does it remind you of something? • How would you have felt if that happened to you? • Do you know someone like this character? • How are you like/different than this character? 	Connecting
<ul style="list-style-type: none"> • As you've been reading, what pictures have been in your mind? • If you were in the story, what would you hear, taste, smell or feel? • What does the character/setting look like in your mind? • Tell me what you were imagining in your mind as you read that page/paragraph. 	Visualizing
<ul style="list-style-type: none"> • Is there anything you're wondering about right now? 	Questioning
<ul style="list-style-type: none"> • Can you put what you've just read in your own words? • What's happened to this character so far? • Tell me the most important things you read today in order of how they happened. 	Summarizing

During Reading, Cont.	
<ul style="list-style-type: none"> • Is this making sense to you? • Wait, what's going on here? • Would it help you to understand if you slowed down? • Do you need to reread that part? • What does this word mean? • Where did you stop understanding? How can we fix it? 	Monitoring Comprehension
<ul style="list-style-type: none"> • Do you think it will be important to remember this? Why? • What parts of what you read help you predict what will happen next? • Are there some parts of this story that are more important than others? Which ones? Why are they most important? • What's the big idea in what you've read today? 	Determining Importance

After Reading:

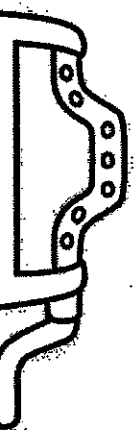

Question	Strategy Addressed
<i>At the end of a book:</i>	
<ul style="list-style-type: none"> • If this story had a sequel, what do you think it would be about? 	Predicting
<ul style="list-style-type: none"> • What is the main message of this book? What does the author want you to think about? What was the big idea? 	Inferring
<ul style="list-style-type: none"> • What questions would you like to ask the author right now? 	Questioning
<ul style="list-style-type: none"> • Tell me the story in your own words. • Retell the most important events in the story from beginning, middle and end. 	Summarizing
<ul style="list-style-type: none"> • What were the most important events in this story? 	Determining Importance
<i>If continuing a book student has been reading:</i>	
<ul style="list-style-type: none"> • Summarize what you have read today? Retell the most important events in order. • What's happened to this character so far? 	Summarizing
<ul style="list-style-type: none"> • What do you think will happen next? Why? 	Predicting
<ul style="list-style-type: none"> • What questions would you like to ask the author about this book? • Do you have any questions about what has happened so far? 	Questioning
<ul style="list-style-type: none"> • What will be most important for us to remember in what we read today? 	Determining Importance



<p>Move-Your-Fingers Monday</p> <p>Today you will be moving those fingers as you write numbers 1-10. Please remember to use your neat and legible handwriting.</p> <p>Bonus: Earn a waterdrop for your sprinkler by also drawing a set of dots for each number.</p>	<p>Tap-N-Count Tuesday</p> <p>Today you will be working on your one-to-one counting. That means you will need to tap each item as you count it out. Walk around your house and count the number of light switches you have. Guardian: You can stop the counting at 10.</p>	<p>Whip-Up-A-Web Wednesday</p> <p>Today you will be making a "Ways to show 10" web. Write the number 10 in the middle of a piece of paper. Then, draw lines coming from the 10 and write different ways to show ten: picture, dot cube, fingers, ten frame, counting sequence, etc.</p>	<p>Think-It-Out Thursday</p> <p>Today you will work on sorting objects. Guardian: Dump out a bag of buttons. Have your child sort the buttons. Ask: "How do you know these two are the same?" "How is this one different?"</p>	<p>Fast-N-Fluent Friday</p> <p>Today you will work Fast and Fluently. Use the included number sense drill sheet. Use your finger to track across the page while stating each number or amount you see. Remember that this is a fluency activity so you will want to work quickly.</p>
---	---	--	---	--

<p>Move-Your-Fingers Monday</p> <p>Today you will practice your handwriting skills. Practice writing your name. Write your first name five times. Remember to use your neat handwriting.</p>	<p>Tap-N-Clap Tuesday</p> <p>Today you will listen for the number of syllables in the words below. Clap your hands or tap the table to help "hear" the number of syllables: pencil, paper, school, teacher, backpack, lunch, eraser, crayon, marker, and principal.</p>	<p>Whip-Up-A-Web Wednesday</p> <p>Today you will be creating a web for the letter "D". Write the letter "D" in the middle of your page and draw lines coming from the letter. On each line, draw a picture for an additional word that starts with the /d/ sound.</p>	<p>Think-It-Out Thursday</p> <p>Today you will work on rhyming. Listen to these three words. Decide which two words rhyme: school, pond, pool. Which two words rhyme? Can you come up with another word that rhymes with school and pool?</p>	<p>Fast-N-Fluent Friday</p> <p>Today you will work Fast and Fluently. Use the included alphabet drill sheet. Use your finger to track across the page while stating each letter or beginning sound you see. Remember that this is a fluency activity so you will want to work quickly.</p>
---	--	--	--	---

Directions: Work to earn waterdrops spraying from your sprinkler. Each day you complete a task, add a water-drop to your sprinkler. You can do it!



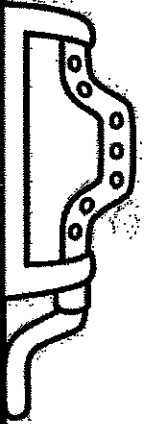

Three-In-A-Row Board		
Do these rhyme: apple, ape?	Make an ABC pattern.	Count aloud 1-10.
Draw a person (add 5 details to the drawing).	Write your ABC's in shaving cream.	Practice writing your numbers.
What letter sound starts these words? (girl, go, gold, golf)	Listen as your parent reads a book to you.	I see 2 blue birds and 3 red birds. How many birds in all?



<p>Mueve tus Dedos lunes</p> <p>Hoy moveras esos dedos mientras escribes los numeros del 1 al 10. Recuerda utilizar su letra legible.</p> <p>Bonificación: Ganas una gota de agua para tu rociador tambien por dibujar un conjunto de puntos para cada número.</p>	<p>Tap-Y-Cuenta martes</p> <p>Hoy trabajaras en tu conteo de uno a uno. Eso significa que tendras que tocar cada objeto mientras lo cuentas. Camina alrededor de su casa. Cuenta la cantidad de interruptores de luz que tienes. Guárdalos tu hijo puede contar hasta el 10.</p>	<p>Hacer una Telaraña miércoles</p> <p>Hoy haras una telaraña de 10 formas de mostrar 10. Escribe el número 10 en el medio de una hoja de papel. Luego, dibuja líneas provenientes del 10 y escribe diferentes formas de mostrar ocho: imagen, cubo de puntos, dedos, diez marcos, secuencia de conteo, etc.</p>	<p>Pensarlo Bien jueves</p> <p>Hoy trabajaras en clasificar objetos. Guarda: tira una bolsa de botones. Pida a su hijo que clasifique los botones. Pregunte: "¿Como sabes que estos dos son iguales?" "¿Como es esto diferente?"</p>	<p>Rápido y Fluido viernes</p> <p>Hoy trabajaras rápido y con fluidez. Usa la hoja de números. Usa tu dedo para rashear la pagina mientras indicas cada número o cantidad que ves. Recuerda que esta es una actividad de fluidez, por lo que quieres trabajar rápidamente.</p>
---	--	--	--	--

<p>Mueve tus Dedos lunes</p> <p>Hoy practicara tus habilidades de escritura. Practica escribir tu nombre. Escribe tu nombre cinco veces. Recuerda usar letra legible y correctamente.</p>	<p>Tap-Y-Cuenta martes</p> <p>Hoy escucharas la cantidad de silabas en las palabras a continuacion. Aplauda o toca la mesa para ayudar a "escuchar" el número de silabas: lápiz, papel, escuela, profesor, mochila, almuerzo, borrador, crayola, marcador y principal.</p>	<p>Hacer una Telaraña miércoles</p> <p>Hoy crearas una telaraña para la letra "D". Escribe la letra "D" en el medio de tu pagina y dibuja líneas provenientes de la letra. En cada línea, dibuja una imagen para una palabra adicional que comience con el sonido / d /</p>	<p>Pensarlo Bien jueves</p> <p>Hoy trabajaras en la rima. Escucha estas tres palabras: casa, masa, boda. ¿Que dos palabras riman? ¿Puedes pensar en otra palabra que rima con casa y masa?</p>	<p>Rápido y Fluido viernes</p> <p>Hoy trabajaras rápido y con fluidez. Utiliza la hoja de navegacion alfabetica. Usa tu dedo para seguir por la pagina mientras dices cada letra o sonido inicial que ves. Recuerda que esta es una actividad de fluidez, por lo que quieres trabajar rápidamente.</p>
---	--	---	--	--

Instrucciones: Trabaja para ganar gotas de agua rociando desde tu rociador. Cada día que completes una tarea, agrega una gota de agua a tu rociador. Puedes hacerla!



Tablero tres en una fila

<p>¿Estas palabras riman? pelota y bellota</p>	<p>Haz un patrón AB.</p>	<p>Contar en voz alta del 1 al 10</p>
<p>Dibuja una persona (añádele detalles al dibujo).</p>	<p>Haz figuras usando crema de afeitar.</p>	<p>Practica, Escribe los números.</p>
<p>¿Cual es el sonido inicial de cada palabra? (lobo, lupa, luz, luna)</p>	<p>Escucha a tus padres cuando te leen un libro.</p>	<p>Veo 2 pájaros azules y 3 pájaros rojos. ¿Cuántos pájaros veo en total?</p>



Move-Your-Fingers Monday

Today you will be moving those fingers as you write numbers 1-10. Please remember to use your neck and legible handwriting.

Bonus: Earn a bonus crab on your beach by also drawing a set of dots for each number.

Tap-N-Count Tuesday

Today you will be working on your one-to-one counting. That means you will need to tap each item as you count it out. Walk around your house and count the number of windows you have.

Guardian: You can stop the counting at 10.

Whip-Up-A-Web Wednesday

Today you will be making a "ways to show q" web. Write the number 9 in the middle of a piece of paper. Then, draw lines coming from the 9 and write different ways to show nine: picture, dot cube, fingers, ten frame, counting sequence, etc.

Think-It-Out Thursday

Today you will work on sorting objects.
Guardian: Dump out a basket of laundry. Have your child sort the items (e.g., shirts, shorts, socks, etc.). Ask: "How do you know these two are the same?" "How is this one different?"

Fast-N-Fluent Friday

Math

Today you will work fast and fluently. Use the included number sense drill sheet. Use your finger to track across the page while stating each number or amount you see. Remember that this is a fluency activity so you will want to work quickly.

Move-Your-Fingers Monday

Today you will practice your handwriting skills. Write your capital letters A-Z. Guardian: Write the letters A-Z on a scrap piece of paper for a guide. Your child will write their letters next to yours.

Tap-N-Clap Tuesday

Today you will listen for the number of syllables in the words below. Clap your hands or tap the table to help "hear" the number of syllables: shoe, shirt, pants, shoelace, swimsuit, sweater, dress, overalls, high heels, and scarf.

Whip-Up-A-Web Wednesday

Today you will be creating a web for the letter "C". Write the letter "C" in the middle of your page and draw lines coming from the letter. On each line, draw a picture for an additional word that starts with the /c/ sound.

Think-It-Out Thursday


Today you will work on rhyming. Listen to these three words. Decide which two words rhyme: rash, dash, wash. Which two words rhyme? Can you come up with another word that rhymes with rash and dash?

Fast-N-Fluent Friday

ELA

Today you will work fast and fluently. Use the included alphabet drill sheet. Use your finger to track across the page while stating each letter or beginning sound you see. Remember that this is a fluency activity so you will want to work quickly.

Directions: Work to earn 10 crabs at your beach. Each day you complete a task, add a crab to your beach. You can do it!



Three-In-A-Row Board

Count aloud 1-10.	Do these rhymes: Jog, jog?	Write your name in shaving cream.
Draw a friend (add 5 details to the drawing)?	Make an AB pattern.	Practice drawing your shapes.
What letter sound starts these words? (mom, mat, mud)	Listen as your parent reads a book to you.	I see 4 red cars and 1 black car. How many cars in all?



Mueve tus Dedos
lunes

Hoy moverás esos dedos mientras escribes los números del 1 al 10. Recuerda utilizar su letra legible.

Bonificación: Gana un congreso de bonificación en tu playa, por también dibujar un conjunto de puntos para cada número.

Top-Y-Cuenta
martes

Hoy trabajarás en tu conteo de uno a uno. Eso significa que tendrás que tocar cada objeto mientras lo cuentas. Camina alrededor de su casa y cuenta la cantidad de ventanas que hay. Guárdalo: tu hijo puede contar hasta el 10.

Hacer una Telarafa
miércoles

Hoy harás una telarafa de *Formas de mostrar *9. Escribe el número 9 en el medio de una hoja de papel. Luego, dibuja líneas provenientes del 9 y escribe diferentes formas de mostrar ocho: imagen, cubo de puntos, dedos, diez marcos, secuencia de conteo, etc.

Pensarlo Bien
jueves

Hoy trabajarás en clasificar objetos. Guárdalo: tira una canasta de ropa. Pida a su hijo que clasifique (por ejemplo, camisas, pantalones cortos, calcetines, etc.). Pregunte: "¿Cómo sabes que estos dos son iguales?" "¿Cómo es esto diferente?"

Rápido y Fluido
viernes
Math

Hoy trabajarás rápido y con fluidez. Usa la hoja de números. Usa tu dedo para rashear la página mientras indicas cada número o cantidad que ves. Recuerda que esta es una actividad de fluidez, por lo que quieres trabajar rápidamente.

Mueve tus Dedos
lunes

Hoy practicarás tus habilidades de escritura. Escribe las letras mayúsculas A-Z. Guárdalo: escribe las letras A-Z en una hoja de papel para una guía. Su hijo escribirá las letras junto a las suyas.

Top-Y-Cuenta
martes

Hoy escucharás la cantidad de sílabas en las palabras a continuación. Aplauda o toca la mesa para ayudar a "escuchar" el número de sílabas: zapatos, camisa, pantalones, suéter, falda, vestido, coliflor y bufanda.

Hacer una Telarafa
miércoles

Hoy crearás una telarafa para la letra "C". Escribe la letra "C" en el medio de tu página y dibuja líneas provenientes de la letra. En cada línea, dibuja una imagen para una palabra adicional que comience con el sonido / c /

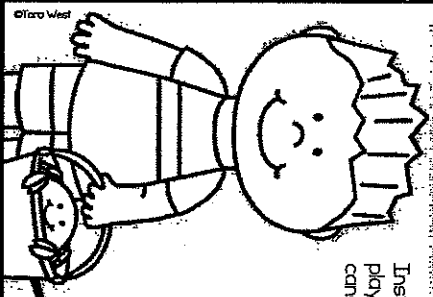
Pensarlo Bien
jueves

Hoy trabajarás en la rima. Escucha estos tres palabras. Decide que dos palabras rimen: cartero, dinero, llave. ¿Qué dos palabras riman? ¿Puedes pensar en otra palabra que rima con cartero y dinero?

Rápido y Fluido
viernes
ELA


Hoy trabajarás rápido y con fluidez. Utiliza la hoja de navegación alfabética. Usa tu dedo para seguir por la página mientras dices cada letra o sonido inicial que ves. Recuerda que esta es una actividad de fluidez, por lo que quieres trabajar rápidamente.

Instrucciones: Trócala para ganar 10 congresos en tu playa. Cada día que completes una tarea, agrega un congreso a tu playa. ¡Puedes hacerla!



Tablero tres en una fila

Busca círculos por tu casa.	Escucha a tus padres cuando te leen un libro.	Contar en voz alta del 1 al 10
Haz figuras usando crema de afectar.	Haz un patrón AB.	Dibuja una persona (añade detalles al dibujo).
¿Cuál es el sonido inicial de cada palabra? (tiburón, tela, taza)	¿Estas palabras riman? pata, lata	Practica. Escribe el alfabeto.



Directions: Work to earn 10 starfish in your ocean. Each day you complete a task, add a starfish. You can do it!

Three-In-A-Row Board		
Make an ABC pattern.	Listen as your parent reads a book to you.	Count aloud 1-10.
What letter sound starts these words? (fan, fast, fun, for)	Do these rhyme: fish, dish?	Write your numbers in shaving cream.
Draw a cat (add 5 details to the drawing).	Practice writing your ABC's.	I see 2 cats and 2 dogs. How many animals do I see?

Move-Your-Fingers Monday

Today you will be moving those fingers as you write numbers 1-10. Please remember to use your neat and legible handwriting.

Bonus: Earn a bonus starfish for your ocean by also drawing a set of dots for each number.

Tap-N-Count Tuesday

Today you will be working on your one-to-one counting. That means you will need to tap each item as you count it out. Walk around your house and count the number of doors you have. Guardian: You can stop the counting at 10.

Whip-Up-A-Web Wednesday

Today you will be making a "ways to show 8" web. Write the number 8 in the middle of a piece of paper. Then, draw lines coming from the 8 and write different ways to show eight: picture, dot cube, fingers, ten frame, counting sequence, etc.

Think-It-Out Thursday

Today you will work on sorting objects. Guardian: Open the pantry and have your child discuss the items. Which are boxed? Which are canned? Ask: "How do you know these two are the same?" "How is this one different?"

Fast-N-Fluent Friday

Math

Today you will work fast and fluently. Use the included number sense drill sheet. Use your finger to track across the page while stating each number or amount you see. Remember that this is a fluency activity so you will want to work quickly.

Move-Your-Fingers Monday

Today you will practice your handwriting skills. Practice writing your name. Write your first name five times. Remember to use your neat handwriting.

Tap-N-Clap Tuesday

Today you will listen for the number of syllables in the words below. Clap your hands or tap the table to help "hear" the number of syllables: couch, bathroom, table, chair, stove, stool, bed, bathtub, porch, and pool.

Whip-Up-A-Web Wednesday

Today you will be creating a web for the letter "r". Write the letter "r" in the middle of your page and draw lines coming from the letter. On each line, draw a picture for an additional word that starts with the /r/ sound.

Think-It-Out Thursday

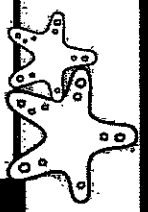
Today you will work on rhyming. Listen to these three words. Decide which two words rhyme: rat, ram, ham. Which two words rhyme? Can you come up with another word that rhymes with ram and ham?

Fast-N-Fluent Friday

ELA

Today you will work fast and fluently. Use the included alphabet drill sheet. Use your finger to track across the page while stating each letter or beginning sound you see. Remember that this is a fluency activity so you will want to work quickly.






<p>Mueve tus Dedos lunes</p> <p>Hoy moverás esos dedos mientras escribes los números del 1 al 10. Por favor, recuerda escribir legible.</p> <p>Bonificación: Gana una estrella de mar extra para tu océano, por dibujar también un conjunto de puntos para cada número.</p>	<p>Tap-Y-Cuenta martes</p> <p>Hoy trabajarás en tu conteo de uno a uno. Eso significa que tendrás que tocar cada objeto mientras lo cuentas. Camina alrededor de su casa y cuenta la cantidad de puertas que hay. Guárdan: tu hijo puede contar hasta el 10.</p>	<p>Hacer una Telaraña miércoles</p> <p>Hoy harás una telaraña de formas de mostrar 8. Escribe el número 8 en el medio de una hoja de papel. Luego, dibuja líneas provenientes del 8 y escribe diferentes formas de mostrar ocho: imagen, cubo de puntos, dedos, diez marcos, secuencia de conteo, etc.</p>	<p>Pensarlo Bien jueves</p> <p>Hoy trabajarás en clasificar objetos. Guardar obra la despensa y pide a su hijo que clasifique. ¿Cuáles están en cajas? ¿Cuáles son enlatados? Pregunte: ¿Cómo sabes que estos dos son iguales? ¿Cómo es esto diferente?</p>	<p>Rápido y Fluido viernes</p> <p>Hoy trabajarás rápido y con fluidez. Usa la hoja de números. Usa tu dedo para rastrear la página mientras indicas cada número o cantidad que ves. Recuerda que esta es una actividad de fluidez, por lo que quieres trabajar rápidamente.</p>
--	--	--	---	---











<p>Mueve tus Dedos lunes</p> <p>Hoy practicarás tus habilidades de escritura. Practica escribir tu nombre. Escribe tu nombre cinco veces. Recuerda usar letra legible y correctamente.</p>	<p>Tap-Y-Cuenta martes</p> <p>Hoy escucharás la cantidad de sílabas en las palabras a continuación. Aplica lo toca la mesa para ayudar a "escuchar" el número de sílabas: sofá, baño, mesa, silla, cochina, taburete, cama, bañera, parche y piedad.</p>	<p>Hacer una Telaraña miércoles</p> <p>Hoy crearás una telaraña para la letra "r". Escribe la letra "r" en el medio de tu página y dibuja líneas provenientes de la letra. En cada línea, dibuja una imagen para una palabra adicional que comience con el sonido / r /</p>	<p>Pensarlo Bien jueves</p> <p>Hoy trabajarás en la rima. Escucha estas tres palabras. Decide que dos palabras riman: Jabón, carnero, jamón. ¿Que dos palabras riman? ¿Puedes pensar en otra palabra que rima con Jabón y Jamón?</p>	<p>Rápido y Fluido viernes</p> <p>Hoy trabajarás rápido y con fluidez. Utiliza la hoja de navegación alfabética. Usa tu dedo para seguir por la página mientras dices cada letra o sonido inicial que ves. Recuerda que esta es una actividad de fluidez, por lo que quieres trabajar rápidamente.</p>
--	--	---	--	--

Instrucciones: Trabaja para ganar 10 estrellas de mar en tu océano. Cada día que completes una tarea, agrega una estrella de mar. ¡Puedes hacerlo!


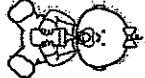















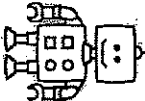



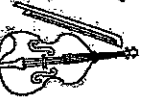






Tablero tres en una fila		
Haz un patrón AB.	Escucha a tus padres cuando te leen un libro.	Contar en voz alta del 1 al 10
¿Cudi es el sonido inicial de cada palabra? (feliz, foca, fila)	¿Estas palabras riman? maleta, paleta	Escribe los números usando crema de afectar.
Dibuja un gato (añadale detalles al dibujo).	Practicar, escribe el alfabeto.	Yo veo 2 gatos y 2 perros. ¿Cuántos animales veo?

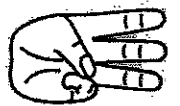











Number Sense Drill Sheet

	1		
6	10		5
3		9	
	8	2	
4		7	


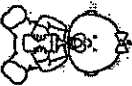














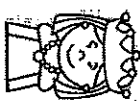
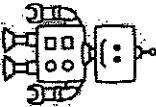








Alphabet Drill Sheet

Aa		Bb		Cc		Dd	
Ee		Ff		Gg		Hh	
Ii		Jj		Kk		Ll	
Mm		Nn		Oo		Pp	
Qq		Rr		Ss		Tt	
Uu		Vv		Ww		Xx	
Yy		Zz		ABC			

Hoja Numérica

	3		3		
	1		1		
6	10		6		5
4	8		4		7


Hoja Alfabética

Aa 	Bb 	Cc 	Dd 
Ee 	Ff 	Gg 	Hh 
Ii 	Jj 	Kk 	Ll 
Mm 	Nh 	Oo 	Pp 
Qq 	Rr 	Ss 	Tt 
Uu 	Vv 	Ww 	Xx 
Yy 	Zz 	ABC	

Writing

Week 1

Imagine you are at the beach for an entire day. You have a sand pail and shovel. What would you do?



Handwriting practice lines consisting of multiple sets of three horizontal lines: a solid top line, a dashed middle line, and a solid bottom line.

Reading

Week 1

As the weather got warmer, London decided he wanted to plant a garden. He went to the store with his mom and bought seeds, soil, and a watering can. He found the perfect spot in his backyard. There was enough room to grow his flowers and the sun was shining bright. He got right to work. He put down his soil and dug holes for the seeds. He patted the seeds into the ground and covered the holes back up. Finally, he watered them. Before London knew it, he had a beautiful garden of his own!

Answer in complete sentences

1. What is the main idea of this passage?

2. What are some things London needs to plant his garden?

Math

Week 1



57	Paste Here
----	------------

25	Paste Here
----	------------

80	Paste Here
----	------------

76	Paste Here
----	------------

91	Paste Here
----	------------

35	Paste Here
----	------------

68	Paste Here
----	------------

81

69

78

58

92

36

26




Directions: Glue the number that comes next.

Writing

Week 2

Think about first grade. What was your favorite first grade classroom memory? Why?



Handwriting practice lines consisting of solid top and bottom lines with a dashed midline for letter height guidance. There are ten such sets of lines provided for writing.

Reading

Week 2

Beaches are places that are along the ocean. The ocean is a body of water. It is salt water, which is different from lakes or ponds. The ocean is blue and has waves. The beach is made up of sand or small rocks. People like to bring towels or chairs to sit on the sand. Most people only go to the beach when the weather is warm. They wear bathing suits so that they can go swimming. If you swim in the ocean you may see some different animals. Some animals that live in the ocean are fish, dolphins and whales. You will also find seashells and seaweed in the ocean. Have you ever gone to the beach?

Answer in complete sentences

1. Is this passage fiction or non-fiction? How can you tell?

2. What are some things you can do at the beach?

Math

Label the shapes


Week 2

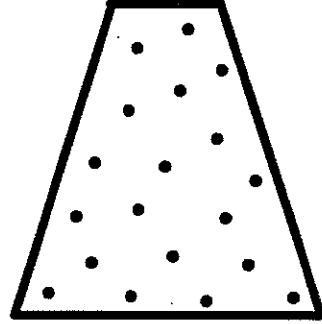
rhombus


trapezoid
pentagon

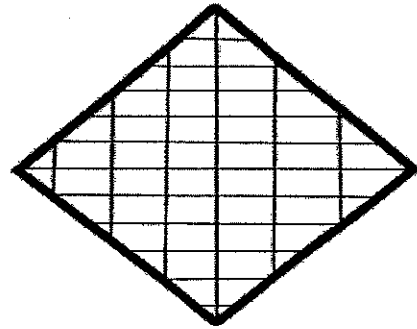
rectangle
hexagon

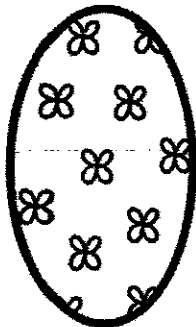
oval

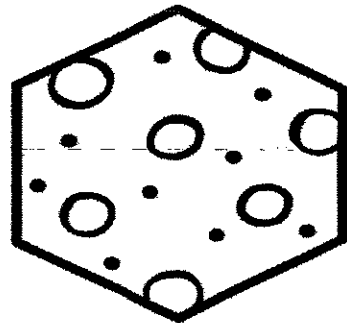












Writing

Use each adjective in a sentence.

Week 3



juicy



bright




sharp



Phonics

Sort the nouns and verbs

Week 3




NOUNS

Paste Here

Paste Here

Paste Here




verbs

Paste Here

Paste Here

Paste Here



car	jumping	shout	park
laugh	flower	running	pencil

Reading

Week 3

Every summer, Miley and her family pack up the car and head to their favorite water park. The water park is called Splish Splash and it has a ton of water slides and fun rides. Miley loves the water slides where you get to sit in a tube. She likes the tubes that hold two people so she can ride with her sister. The water is always cold but Miley doesn't mind. Miley's sister prefers the rides where the slides shoot you into the deep water. Miley doesn't like those rides because she can't swim that good yet. Maybe next summer Miley will be ready for the deep end!

Answer in complete sentences

1. What season is it in this passage? How do you know?

2. Why is Miley afraid of some of the slides?

Math

Read each word problem.
Draw a picture and solve.

Week 3



Shawn was playing in the ocean. He saw a school of 15 fish. They noticed Shawn, and 7 fish swam away. How many fish were left?

Draw it

Solve it



Julissa was at the beach collecting sea shells. She found 4 white shells, 7 tan shells, and 8 grey shells. How many shells did Julissa find in all?


Draw it

Solve it

Writing

Week 4

If you could be any ocean animal, what would you be? What would you do all day? Why did you choose this animal?



Handwriting practice lines consisting of multiple sets of three horizontal lines: a solid top line, a dashed middle line, and a solid bottom line.




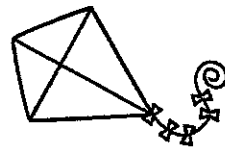

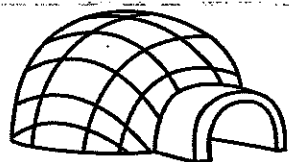
Phonics

Sort the pictures into
the correct column

Week 4

SHORT vowel sound

LONG vowel sound



Reading

Week 4

Think of all of the books you read in first grade.

Who was your favorite character?

Draw a picture of the character

Create a list of
character traits
to describe them

1. _____

2. _____

3. _____

4. _____

5. _____

6. _____

7. _____

Why did you choose this character?

Math

Circle the problems that are true.
Cross out the problems that are false.



$5+3=8$

$3+1=5$

$9+3=12$

$6+2=8$

$10+1=13$

$9+0=9$

$1+1=2$

$3+7=9$

$8+2=11$

$6+4=10$

$5+5=10$

$7+3=5$

$7+2=5$

$5+4=9$

$6+3=4$

$1+7=8$

$5+3=6$

$3+3=6$

$3+2=4$

$6+1=7$

$2+2=4$

$5+2=6$


$1+9=10$

$0+0=0$

Writing

Week 5

Imagine you got to travel to the bottom of the ocean in a submarine. What would your day be like?



Handwriting practice lines consisting of multiple sets of three horizontal lines: a solid top line, a dashed middle line, and a solid bottom line.

Phonics

Circle the correct verb
tense

Week 5

1. Jayden was _____ tag with his friends outside.

play

playing

played

2. Isayah _____ to the finish line.

run

running

ran

3. Malik is _____ a really great book.

read

reading

readed

4. "Make sure you _____ to your teacher about your homework."

talk

talking

talked

5. Vanessa _____ a good movie with her sister last night.

watch

watching

watched

6. Dylan _____ to the milk bottle.

crawl

crawling

crawled

Reading

Read the sentence. Circle the errors. Rewrite the sentence correctly.

Week 5

1. my Nameis Rob.

Handwriting practice lines for the first sentence, consisting of a solid top line, a dashed middle line, and a solid bottom line.

2. Iam six years oLd?

Handwriting practice lines for the second sentence, consisting of a solid top line, a dashed middle line, and a solid bottom line.

3. i Like greenapples tHe best.

Handwriting practice lines for the third sentence, consisting of a solid top line, a dashed middle line, and a solid bottom line.

Math

Find the missing number to make
the equation true

Week 5



$6 - \underline{\quad} = 6$

$3 - \underline{\quad} = 2$

$9 - \underline{\quad} = 6$

$10 - \underline{\quad} = 9$

$9 - \underline{\quad} = 4$

$1 - \underline{\quad} = 0$

$8 - \underline{\quad} = 6$

$6 - \underline{\quad} = 2$

$5 - \underline{\quad} = 0$

$7 - \underline{\quad} = 5$

$5 - \underline{\quad} = 3$

$6 - \underline{\quad} = 3$

$5 - \underline{\quad} = 2$

$3 - \underline{\quad} = 2$

$3 - \underline{\quad} = 1$

$2 - \underline{\quad} = 1$


$8 - \underline{\quad} = 3$

$10 - \underline{\quad} = 7$

Writing

Week 6

What are some of your reading goals for the rest of the summer?



Handwriting practice lines consisting of multiple sets of solid top and bottom lines with a dashed midline.


Phonics

Color by the code:

1 syllable=blue

2 syllables=yellow

Week 6



Reading

Week 6

Thomas loved rainy days. He had an awesome pair of orange rain boots that his mom let him wear to school. They even matched his orange umbrella! On his way to school, Thomas would hold his umbrella way over his head. He would pretend it was the propeller of a helicopter. Spinning the umbrella, Thomas would run down the block as fast as he could. He didn't care if he splashed in a puddle, his rain boots would keep his feet nice and dry.

Answer in complete sentences

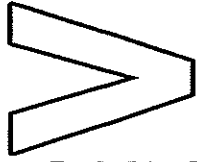
1. Why does Thomas love rainy days?

2. What does Thomas do with his umbrella?

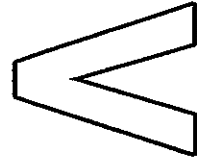

Math

Write the correct symbol
in each circle

Week 6



greater than



Less Than

$47 \bigcirc 68$

$31 \bigcirc 29$

$13 \bigcirc 81$

$55 \bigcirc 44$

$71 \bigcirc 92$

$17 \bigcirc 21$

$68 \bigcirc 40$

$33 \bigcirc 31$

$73 \bigcirc 94$

$36 \bigcirc 61$


$89 \bigcirc 79$

$98 \bigcirc 99$

Writing

Week 7

What are some of your goals for second grade?



Handwriting practice lines consisting of multiple sets of three horizontal lines: a solid top line, a dashed middle line, and a solid bottom line.

Reading

Fill in the blank with any adjective that would make the sentence complete



1. Nico was outside playing with his new _____
skateboard.


2. Nevaeh sat on the park bench while she ate her
_____ ice cream cone!

3. The weather is so _____ today.

4. Savannah saw a _____ butterfly flying in her
backyard.

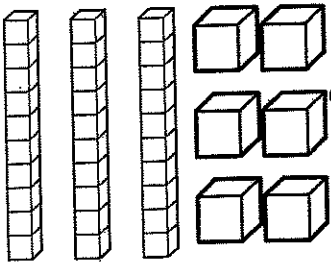

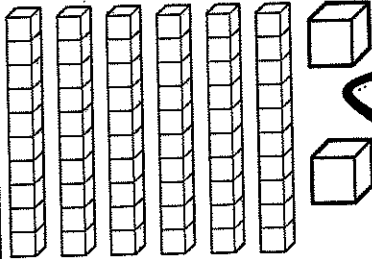

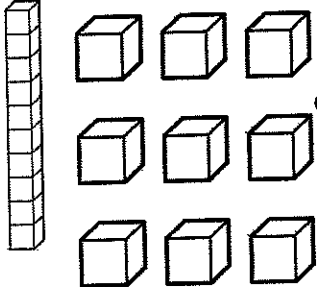

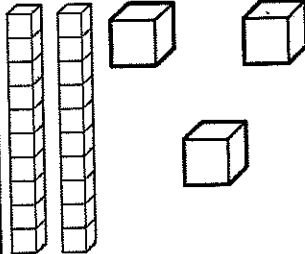

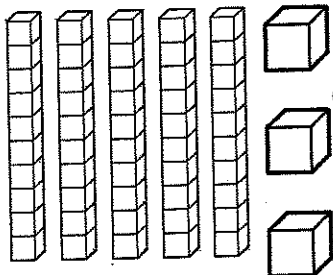

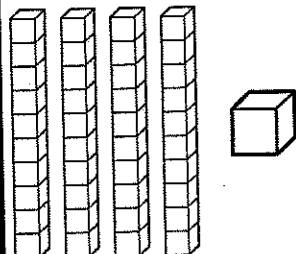

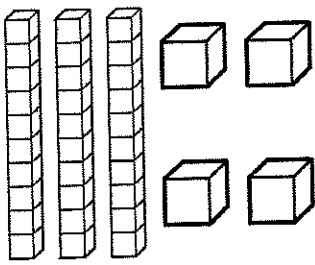

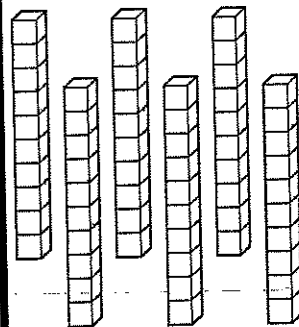

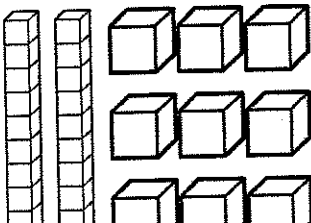

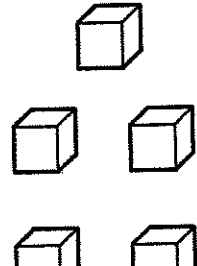

5. Ryan caught a _____ fish while fishing with
his grandpa.

Math



Week 7


Count and Write

Writing

Week 8

How do you feel about going back to school? What are you excited about? What are you worried about?



Handwriting practice lines consisting of solid top and bottom lines with a dashed midline for letter height guidance. There are ten such sets of lines provided for writing.

Phonics

Sort the words into the correct column

Week 8

Common Nouns

Proper Nouns

car

Jeep

teacher

couch

Peter

Target

store

Nike


Reading

Read the contraction.
Write the two words that
make that contraction.

Week 8

example:

wouldn't	
would	not



hadn't	

can't	

didn't	

won't	

shouldn't	

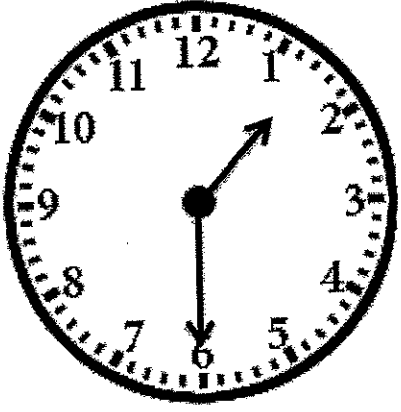
she'll	

we'll	


Math

Read the clock. Write the time.


Week 8



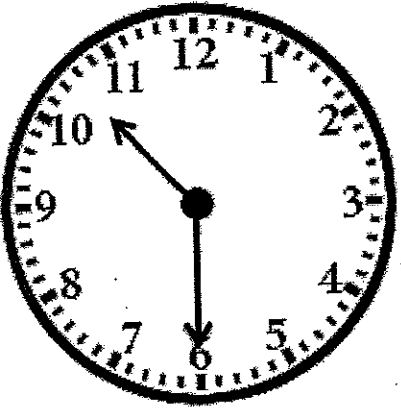
_____ : _____




_____ : _____




_____ : _____




_____ : _____



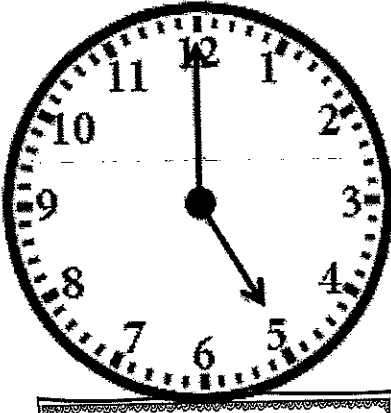
_____ : _____



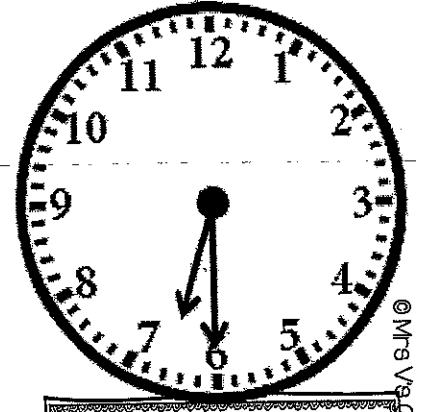
_____ : _____



_____ : _____




_____ : _____



_____ : _____

Here is the List of Second grade sight words!



Check the "Mastered" box for each word your child knows. Then make flash cards for the words they got wrong. Keep practicing until they know all of their sight words!

Mastered		Mastered		Mastered	
	high		light		life
	sea		watch		every
	thought		always		began
	far		near		head
	those		grow		Indians
	add		under		both
	took		really		food
	story		between		saw
	together		four		let
	own		left		got
	carry		above		below
	don't		group		state
	girl		country		few
	often		once		sometimes
	last		along		important
	hear		cut		school

Mastered		Mastered		Mastered	
	might		until		stop
	young		father		close
	children		without		talk
	keep		something		side
	second		soon		trees
	seemed		feet		later
	list		never		next
	car		miss		song
	started		hard		miles
	idea		being		city
	open		night		enough
	leave		earth		example
	walked		eat		family
	eyes		beginning		white
	face		it's		plants
	while		run		book
	mountains		paper		river
	almost				

Summer Reading Log

Keep track of all the books you read this summer. As you finish a book, write the title on the line.



Summer Reading Goals:

_____ books!

Number	Title of Book

